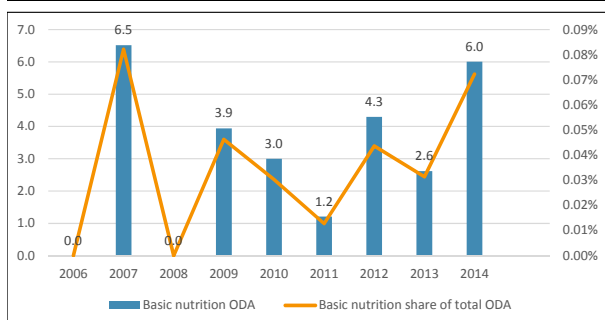


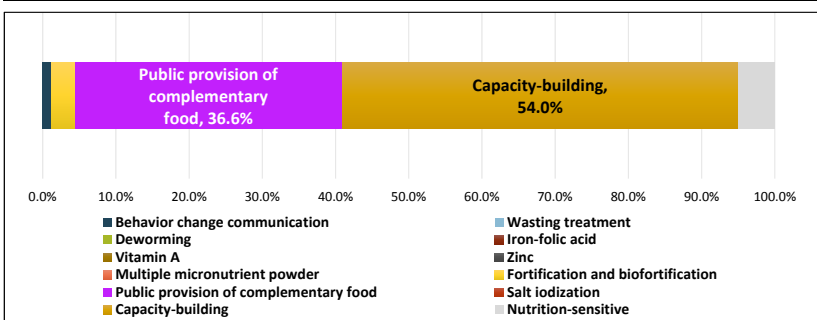
# France

Overview of nutrition ODA	2013	2014
Total basic nutrition (12240 code, \$M)	2.6	6.0
Basic nutrition, % of total ODA	0.0%	0.1%
Basic nutrition, % of health ODA	0.9%	1.1%
Basic nutrition financing for nutrition-specific investments only (\$M) <sup>a</sup>	0.8	4.1
Additional nutrition financing from other purpose codes (\$M) <sup>b</sup>	3.9	3.9
Nutrition financing channeled via multilaterals (\$M) <sup>c</sup>		22.6
Total nutrition-specific financing for stunting, wasting, anemia, and exclusive breastfeeding, 2014 (\$M)		30.7

Trends in basic nutrition ODA, 2006-2014



Intervention segmentation of basic nutrition code (12240)<sup>d</sup>

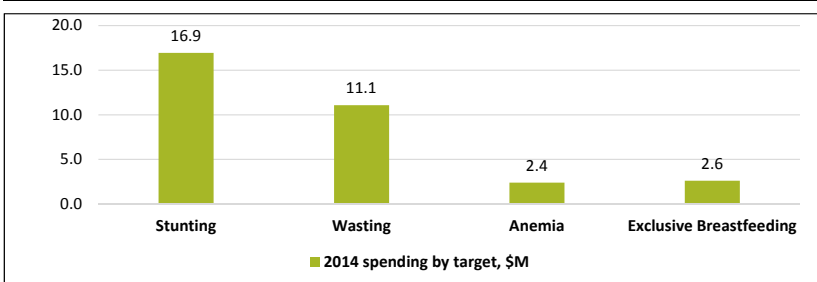


Share of basic nutrition funding going to Priority Package interventions (as defined by the Global Investment Framework): 1%

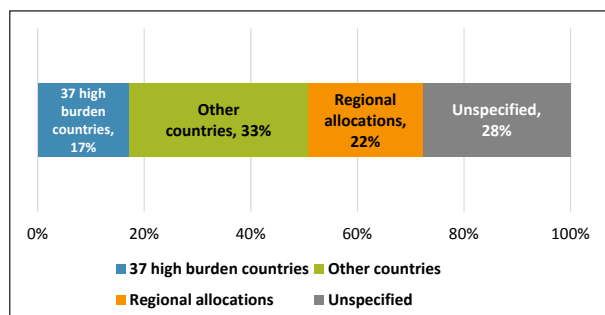
Financing by nutrition-specific intervention<sup>e</sup>

Intervention	2014 spending, \$M
Behavior change communication	9.5
Wasting treatment	11.1
Supplementation:	7.2
Iron-folic acid	1.9
Vitamin A	1.4
Zinc	2.3
Multiple micronutrient powder	1.6
Fortification and biofortification	0.5
Pro-breastfeeding social policies & media	0.2
Public provision of complementary food	2.2

Total financing by World Health Assembly target<sup>e,f</sup>



Basic nutrition financing by recipient (2014)



Targeting basic nutrition financing to highest-burden recipients (2014)

	Top Recipients	Share of donor's basic nutrition ODA	Share of global burden of stunting
1	Central African Republic	33.1%	0.2%
2	Developing Countries unspecified	27.7%	Not Applicable / No Data
3	South of Sahara, regional	19.3%	Not Applicable / No Data
4	Cambodia	4.6%	0.3%
5	Senegal	3.5%	0.3%
6	Madagascar	3.3%	1.1%
7	Africa, regional	2.2%	Not Applicable / No Data

All figures in this profile represent gross disbursements (USD, 2014 constant prices) and are based off data downloaded from the OECD Creditor Reporting System database in November 2016.

- (a) Excludes funding for nutrition-sensitive investments, deworming, and salt iodization, as well as funding to unspecified recipients.
- (b) From 15 additional health, emergency, and food aid codes. Please see corresponding methods document for further details.
- (c) Includes nutrition financing channeled via 8 multilaterals. Analysis was only conducted for 2014. Please see corresponding methods document for more details.
- (d) Based on a project-by-project qualitative analysis of 2013 basic nutrition ODA
- (e) Includes financing from all CRS purpose codes analyzed, including basic nutrition as well as 15 additional codes in the health, emergency response, and food aid sectors. It also includes nutrition contributions channeled via multilaterals. These figures already incorporate funding for M&E, policy development, and capacity-building associated with the interventions.
- (f) The sum of financing for all targets does not equal the total financing since there is intervention overlap. The composite number corrects for this, counting each dollar once.